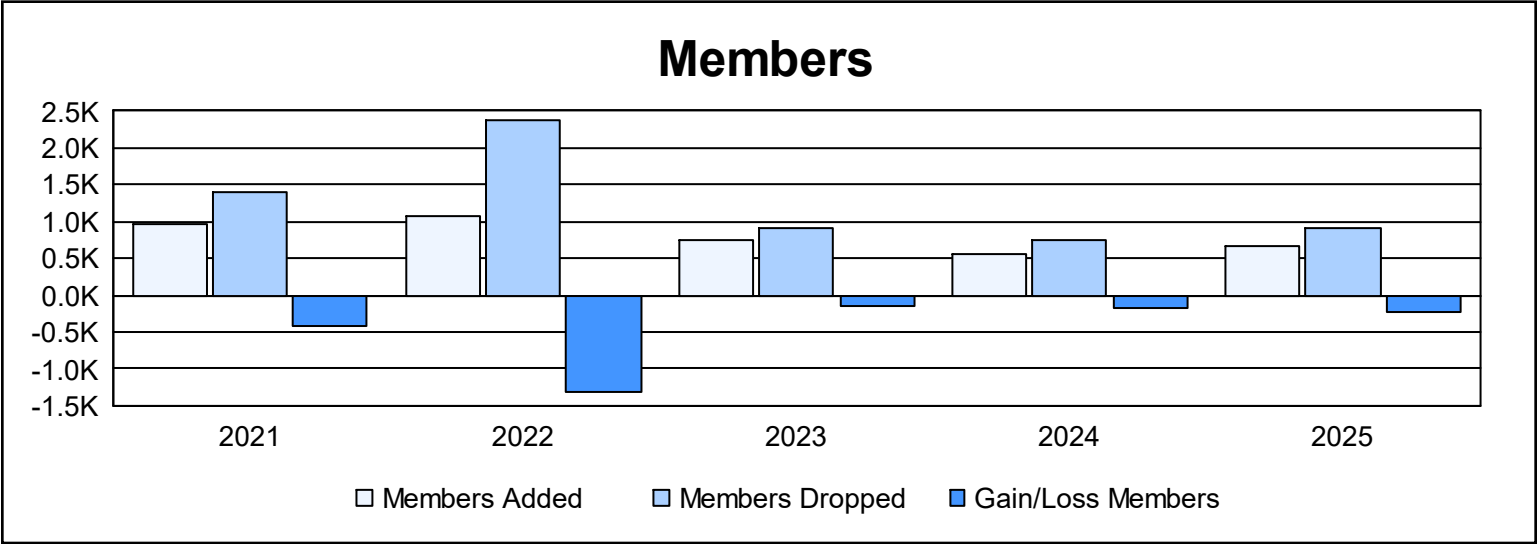
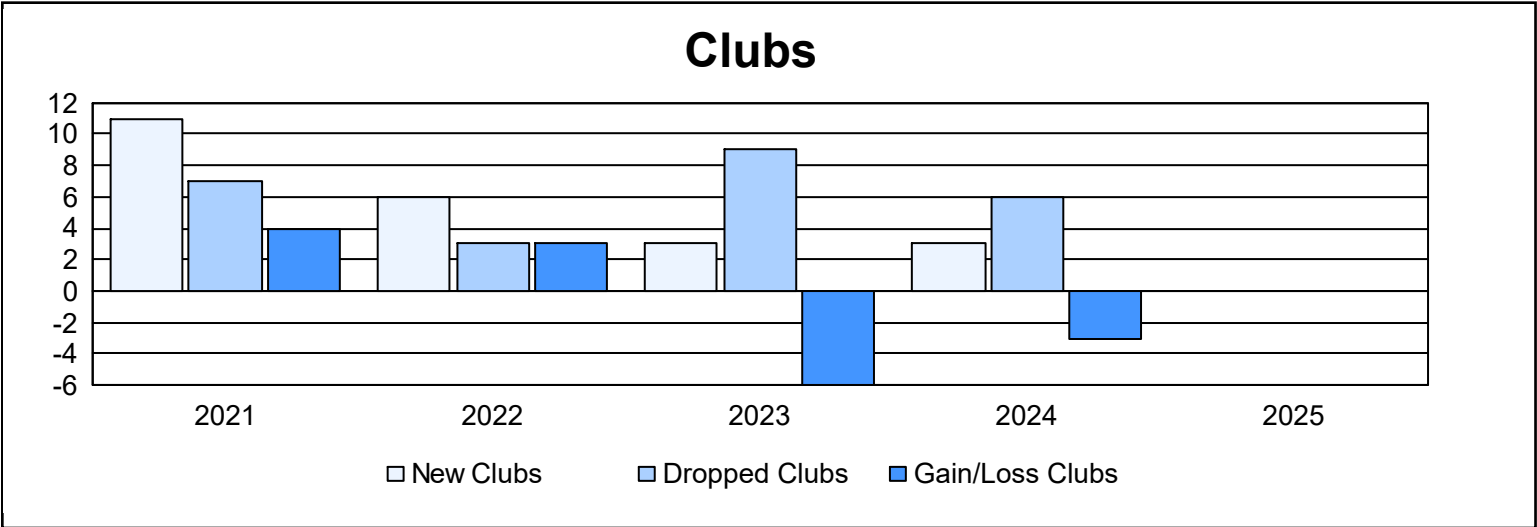
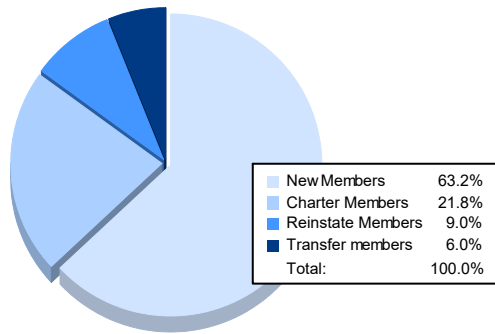


Year	New Clubs	Dropped Clubs	Gain/ Loss Clubs	New Members	Charter Members	Reinstate Members	Transfer Members	Total Member Added	Total Members Dropped	Gain/ Loss Members
2020-2021	11	7	4	496	355	90	25	966	1,397	-431
2021-2022	6	3	3	589	311	57	107	1,064	2,375	-1,311
2022-2023	3	9	-6	394	201	116	31	742	901	-159
2023-2024	3	6	-3	406	73	53	33	565	736	-171
2024-2025				429	148	61	41	679	909	-230
Average	6	6	-1	463	218	75	47	803	1,264	-460



Membership Composition June 2025 Cumulative



Gender Composition June 2025 Cumulative

